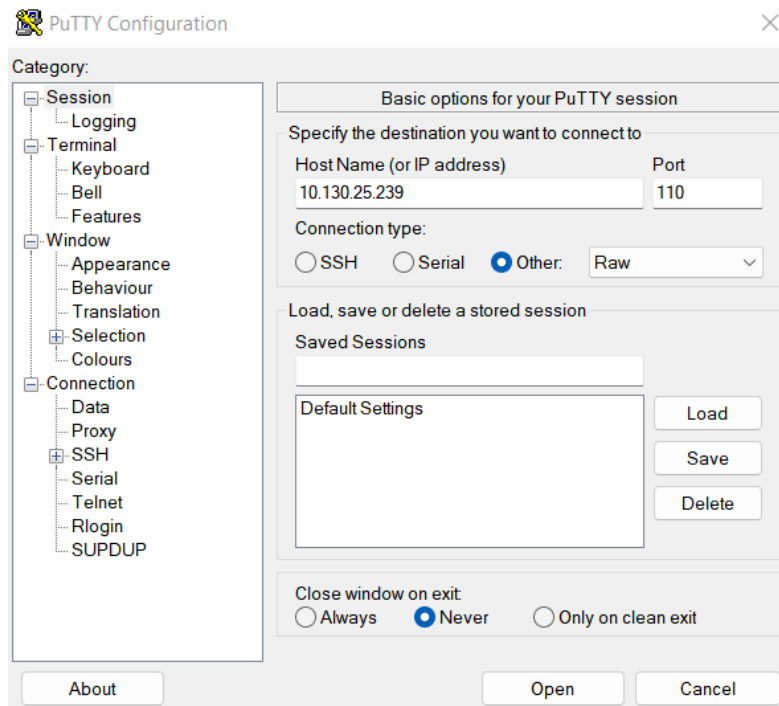


POP3 Protocol


1.1 Retrieve a mail

1.1.1 Connection to PuTTY

1. To connect to PuTTY, we choose the following options:



2. We log ourselves, with the command **USER** and the user “student” and the command **PASS** with the password “hessovs!”.

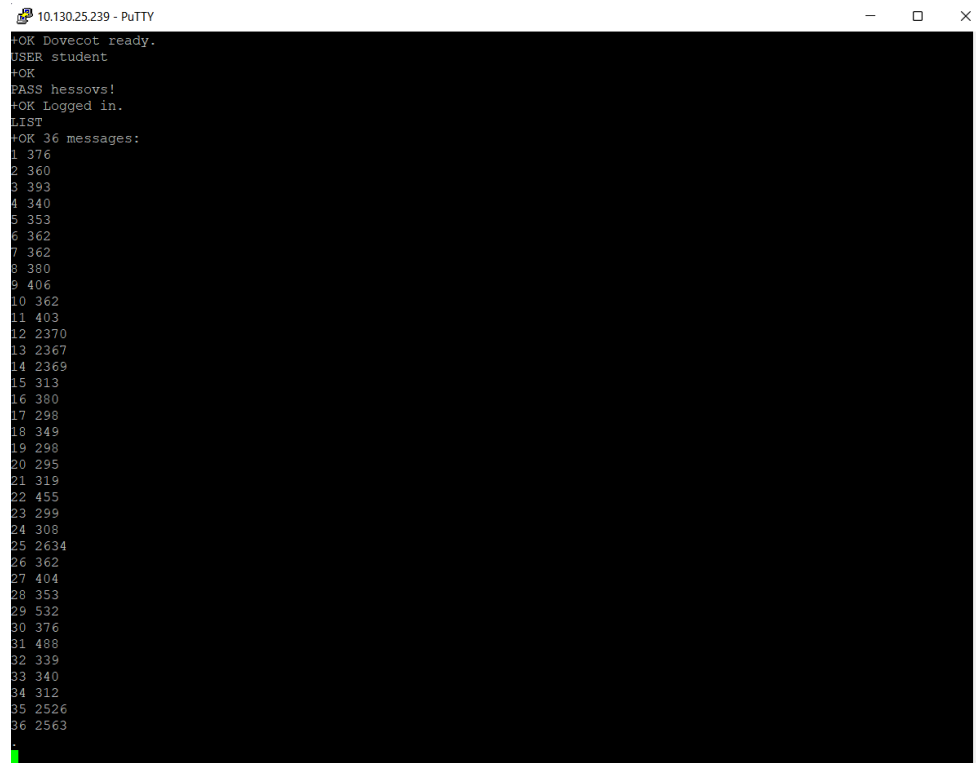
 10.130.25.239 - PuTTY

```
+OK Dovecot ready.  
USER student  
+OK  
PASS hessovs!  
+OK Logged in.  
█
```

How many mails are in the mailbox?

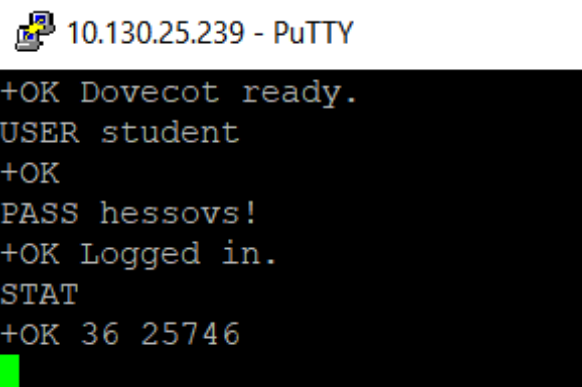
To know how many mails are in the mailbox, we can use 2 different commands:

1. The command **LIST**: it details every mail in the mailbox, with the size of each.



```
10.130.25.239 - PuTTY
+OK Dovecot ready.
USER student
+OK
PASS hessovs!
+OK Logged in.
LIST
+OK 36 messages:
1 376
2 360
3 393
4 340
5 353
6 362
7 362
8 380
9 406
10 362
11 403
12 2370
13 2367
14 2369
15 313
16 380
17 298
18 349
19 298
20 295
21 319
22 455
23 299
24 308
25 2634
26 362
27 404
28 353
29 532
30 376
31 488
32 339
33 340
34 312
35 2526
36 2563
```

2. The command **STAT**: it shows the total of mails in the mailbox and the total size of them together.



```
10.130.25.239 - PuTTY
+OK Dovecot ready.
USER student
+OK
PASS hessovs!
+OK Logged in.
STAT
+OK 36 25746
```

How long is the mail n° 1?

As we can see in the list, the 1st mail is 376 octets long.

Read the mail n° 1.

To read a mail, we can use the command **RETR** + the number of the mail that we want to read.

```
RETR 1
+OK 376 octets
Return-Path: <david.russo@hevs.ch>
X-Original-To: student@profbox.domain.local
Delivered-To: student@profbox.domain.local
Received: from unknown (unknown [10.28.1.121])
        by profbox.domain.local (Postfix) with SMTP id 040D91E6C
        for <student@profbox.domain.local>; Wed, 24 Nov 2021 17:57:09 +0100 (CET)
From:david.russo@hevs.ch
To:student
Subject:Welcome

Welcome
.
```

Which command should be used to delete an email?

To delete a mail, we should use the command **DELE** + the number of the mail that we want to delete.